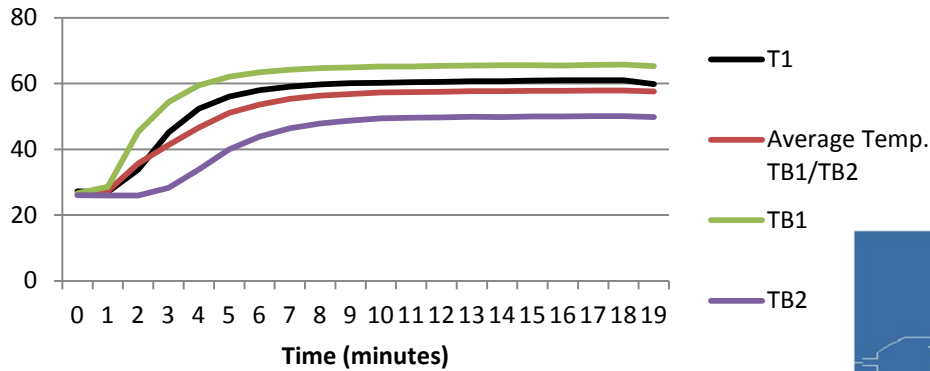


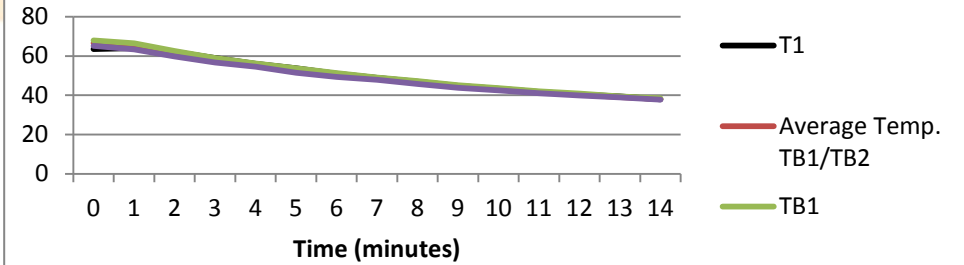


Boiler 200 lt - Water Consumption 1000lt/h

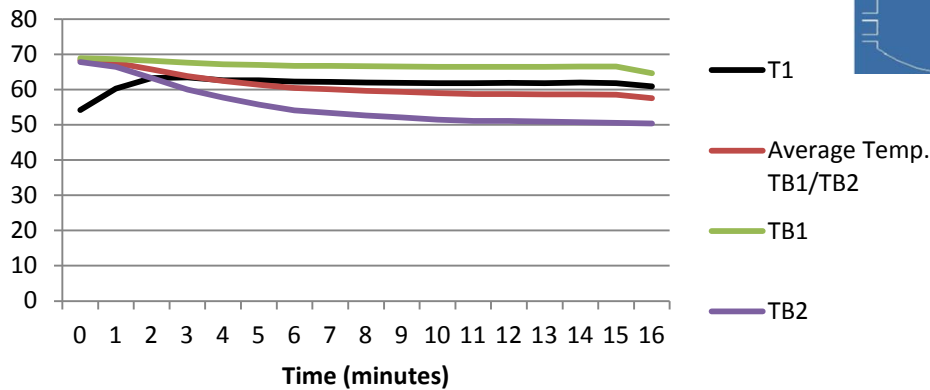
Thermal Charge - Hot Water Consumption 1000 lt/h



Thermal Discharge - Hot Water Consumption 1000 lt/h



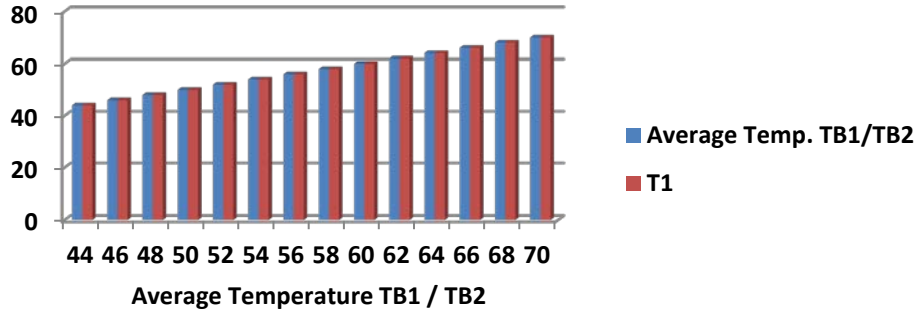
Thermal Maintenance - Hot Water Consumption 1000 lt/h



200 lt Boiler, Thermal Charge Hot Water Consumption 1000 lt/h		200 lt Boiler, Thermal Discharge Hot Water Consumption 1000 lt/h	
Average Temp. TB1/TB2	T1	Average Temp. TB1/TB2	T1
44	44	70	67
46	46	68	65
48	48	66	63
50	50	64	63
52	52	62	62
54	54	60	60
56	56	58	58
58	58	56	56
60	60	54	54
62	62	52	52
64	64	50	50
66	66	48	48
68	68	46	46
70	70	44	44

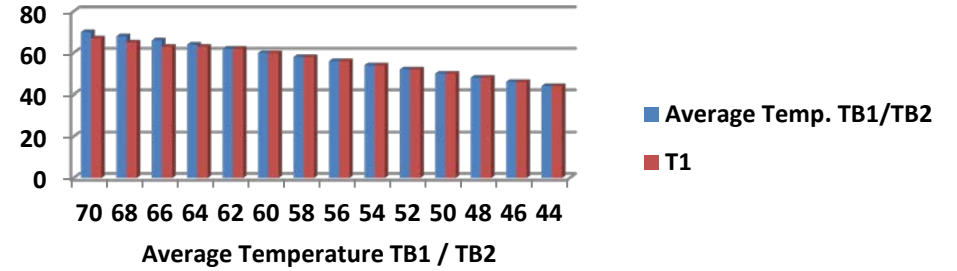


Thermal Charge - Hot Water Consumption 1000 lt/h



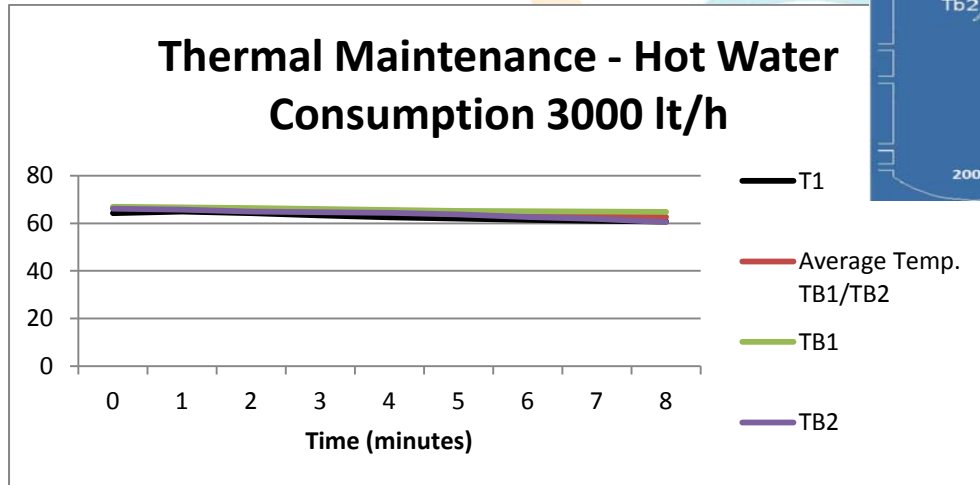
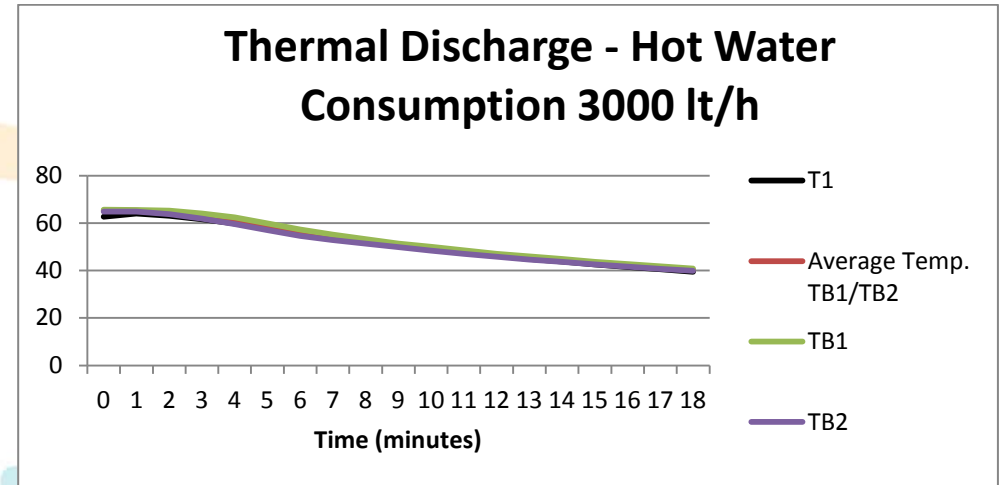
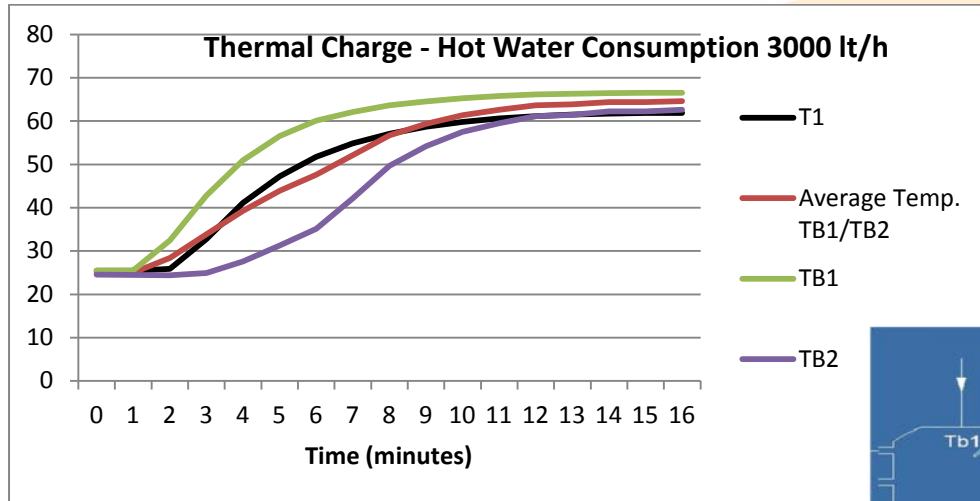
* Starting water tank temp. 24 deg. C

Thermal Discharge - Hot Water Consumption 1000 lt/h





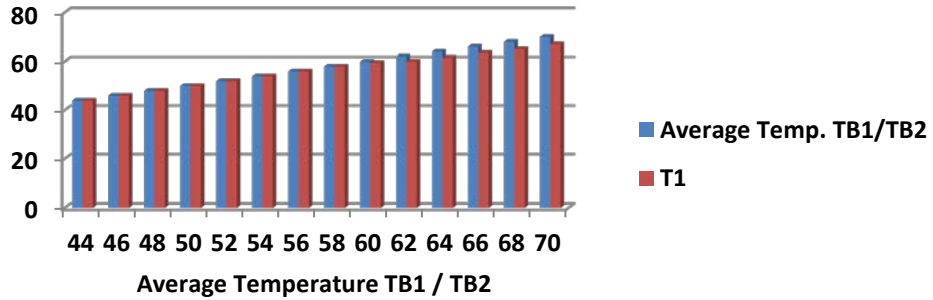
Boiler 1000 lt - Water Consumption 3000lt/h



1000 lt Boiler, Thermal Charge Hot Water Consumption 3000 lt/h		1000 lt Boiler, Thermal Discharge Hot Water Consumption 3000 lt/h	
Average Temp. TB1/TB2	T1	Average Temp. TB1/TB2	T1
44	44	70	67
46	46	68	65
48	48	66	63
50	50	64	62,5
52	52	62	61
54	54	60	59
56	56	58	57,5
58	58	56	56
60	59,5	54	54
62	60	52	52
64	61,5	50	50
66	63,5	48	48
68	65	46	46
70	67	44	44



Thermal Charge - Hot Water Consumption 3000 lt/h



* Starting water tank temp. 24 deg. C

Thermal Discharge - Hot Water Consumption 3000 lt/h

